

Dee Why Football Club Player Self-Registration

Please follow these instructions to register as a player for the 2019 season.

Create a Football Account

1. Go to Football Federation Australia website: <https://www.ffa.com.au/football-account>
2. Click on “**Join Now**”
3. Select Create Account – Already have an account?
4. **Login** using your Email Address and Password:

Email address is the same email address used when you Created your Football Account

Note: Football Accounts are separate to FFA numbers, existing and new Participants will need a Football Account

Retrieving a Password >> Select Reset Password

Registering to Dee Why Football Club

After logging into your own Football account, Head to www.playfootball.com.au

1. Click on “Where can I Play?”
2. Select the age group the Participant fits
3. Search for a suburb, postcode or a club
4. Select the club
5. Club Details and Programs are available for Participants
6. Select “Start My Registration”
7. Welcome to Play Football Online Registration, click on “**Get Started**”
8. Select participant you are Registering (myself, Linked Person or New Person) and Continue

Note: New Registrants will be linked to the Football Account Being used

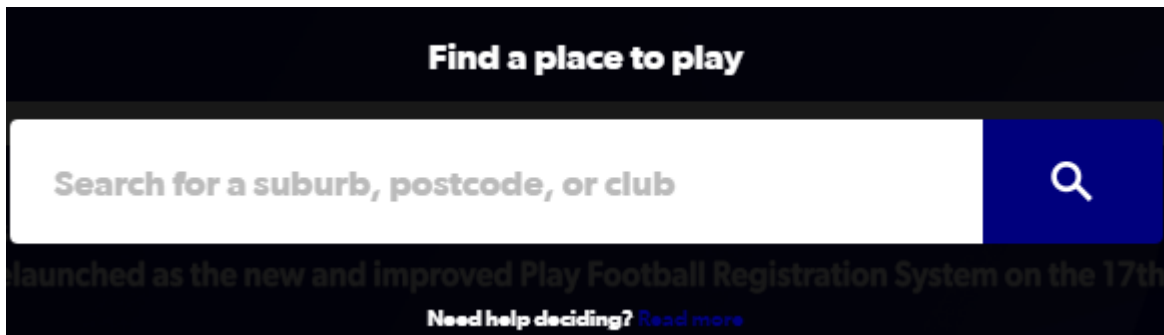
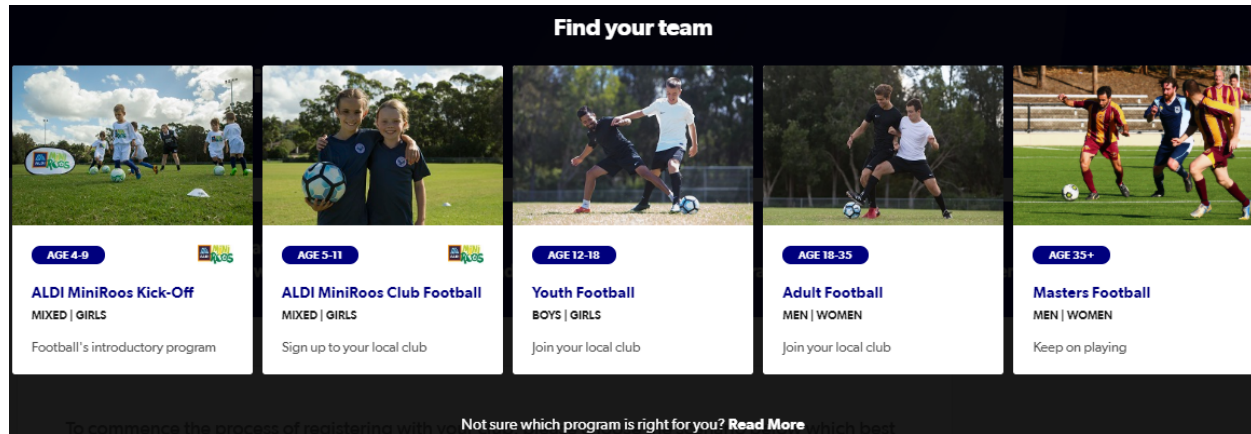
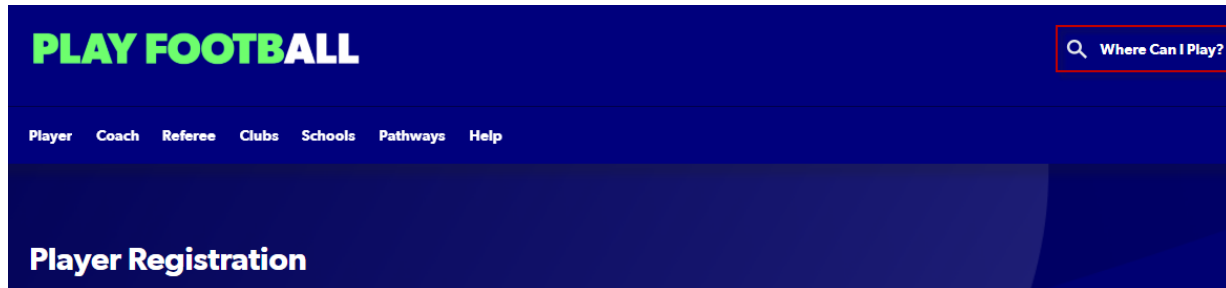
9. Select Club Type Club name in “Club” textbox provided
10. Select Product (example: Junior 9-4 or Coach/Manager)
11. Product details- add/change, and then click “**Continue**”
 - Option to select additional products
 - Select student discount (if applicable)
12. Update the Registrants personal and contact details, and then click “**Continue**”
13. Profile Photo “Select Profile Image”, Browse from your device, and then click “**Continue**”
14. **International Transfer Clearance** – Answer question accordingly to proceed
15. Review your order, if you need to modify your product selection or details, select ‘**Modify**’ in the appropriate section to do so

Acknowledging Terms and Conditions

16. Click on the ‘Check box’ Read and Acknowledge all Terms and Conditions by selecting Accept All T&C’s displayed and then click “**Continue**”

Payment Options Screen

17. Input “**Vouchers/Coupons codes**”, and click “**APPLY**” All states excluding NSW will need to speak with their clubs directly regarding redemption of “sports vouchers”
18. Choose either “**Pay Online**”, or “**Pay Offline**” if offered, to complete the payment for your registration. You will receive an invoice to the email address listed on the registrants Registration
19. Confirmation message, select “finished” or “Perform another Registration”





Where can I Play

MAP **LIST** 60 CLUBS NEAR 2000

2000

Age Group

- All
- Miniroos Club Football (5-11)
- Junior (12-18)
- Adult (18-35)
- Masters (35+)

| | | | |
|---|--|--------|---|
| NSW Futsal Referees Association | PO Box 726 Jannali, NSW 2226 | 2.2 KM | > |
| Dunbar Rovers FC | The club will update these details shortly , NSW 2010 | 2.6 KM | > |
| FFA Test Club | 1 Oxford St Darlinghurst, NSW 2010 | 2.7 KM | > |
| North Sydney Boys High School FC | North Sydney Boys High School 170 Falcon St Crows Nest, NSW 2060 | 3.4 KM | > |



Dunbar Rovers FC



| PROGRAMS AVAILABLE | MALE | FEMALE |
|--------------------------------------|------|--------|
| Miniroos Club Football (5-11) | × | × |
| Junior (12-18) | ✓ | × |
| Adult (18-35) | ✓ | ✓ |
| Masters (35+) | ✓ | × |

www.dunbarrovers.com

REGISTRATION

Before starting your registration, make sure to contact the club.

Dunbar Rovers FC
FNSW - Eastern Suburbs Football Association Inc
The club will update these details shortly , NSW 2010
[VIEW MAP](#)

I have contacted the club, and am ready to start registration.

[START MY REGISTRATION](#)





PLAY FOOTBALL

Proudly partnered with

rebel

Play Football Online Registration

Welcome

Registration for: Dunbar Rovers FC

How this works

Register in less than 10 minutes

Secure online registration

Login using MyFootball account

Information needed

Personal Details

Profile photo, WWC, ITC and other details as required

Credit Card Details *[If paying online today]*

Get started